


Activities to practise SPELLING at home!

Word Search
 Create your own word searches
 Using your spelling words.



A 5x10 grid of letters. A pencil is pointing to the word 'WATER' which is circled in red. The grid contains the following letters:
 Row 1: A X S Q T
 Row 2: A W I A R
 Row 3: E G O I O
 Row 4: R Z A R H A P
 Row 5: Y W H F D Q J
 Row 6: L P C O A S E

Rainbow Writing
 Write out each word in every colour of the rainbow.




Secret Agent
 Write out the alphabet, then give each letter a different number from 1 to 26. (a=1, b=2, c=2 etc.) Now you can spell out your words in a secret code.

Ambidextrous
 Swap your pen into the hand that you don't normally write with. Now try writing out your spellings with that hand.

Air Spelling
 Choose a spelling word. With your index finger write the word in the air slowly, saying each letter. When you have finished writing the word, underline it and say the word again. Now get your adult to ask you questions about the word. For example, "What is the first letter?" or "how many letters are there?" etc.


Spell it with Beans
 Use lima beans (or any dried beans or lentils) to spell out your words. If you glue them onto separate pieces of card then you can make a great set of flash cards to practise with for the rest of the week.

Media Search
 Using a newspaper or magazine you have 15 minutes to look for your spelling words. Circle them in a different coloured pen. Which of your spelling words was used the most times?




Salt/Sand Spelling Box
 Ask your adult to carefully pour salt or sand into a shallow box or tray and then practise writing your spellings in it with your finger.

Scrabble Spelling
 Find the letters you need to spell your words and then mix them up in a bag. Get your adult to time you unscrambling your letters. For extra maths practice, you could find out the value of each of your words.



Ransom Note
 Cut out the letters needed to make your spelling words from a newspaper or magazine. Glue them down to spell your words.



Pyramid Power
 Sort your words into a list from easiest to hardest. Write the easiest word at the top of the page near the middle. Write the next easiest word twice underneath. Write the third word three times underneath again until you have built your pyramid.

X Words
 Find two of your spelling words with the same letter in and write them so they criss-cross.

Missing Letters
 Ask your adult to write out your spelling words several times on a piece of paper, but each time they have to miss out a letter or two. Then you must fill in the missing letters.

Spelling Steps
 Write your words out as if they were steps, adding one letter each time.