


**FS2 Home Learning Tasks – Week beginning Monday 22<sup>nd</sup> June 2020**

**Maths**

Choose some fillings for your sandwich and put them in order from the lightest to the heaviest.



Carry out a survey with the people in your house and ask which sandwich filling is their favourite. Which fillings are the most popular? Which are the least popular? Ask members of your family and then make a chart to show what you have found.

What is your favourite sandwich filling?

Filling	Tally	Number of votes

The most popular filling is \_\_\_\_\_.  
 The least popular filling is \_\_\_\_\_.  
 How many people did you ask altogether?

**PE**

Well done to everyone that tried Mr Malkin's task of the day last week! Please remember your target is to do 60 minutes of physical activity a day. This week's home learning will help you to achieve this! Click on this link then select week 4.

<http://links-ssp.com/keep-active-keep-healthy/primary-mainstream-schools/>

**Your task this week**

Are you fed up of being in the house? Here's a playful way to keep active. Try out this obstacle course with help from you parents or carers, using plenty of space.

<https://www.youthsporttrust.org/sites/default/files/Moving%20-%20Obstacle%20Course.pdf>

**Story time**

Ask your adult to play [The Lighthouse Keeper's Lunch](#) on YouTube or you might have the book at home.



<https://www.youtube.com/watch?v=46wCRq50Wwg>

It's about Mr Grinling who is a light house keeper and some pesky seagulls who steal his lunch every day. Can you draw your favourite sandwich? Then write about why you used your different fillings

I will use \_\_\_\_\_ because \_\_\_\_\_.  
 I like \_\_\_\_\_ and \_\_\_\_\_.

You can ask your grown up to help you make your favourite sandwich. But keep away from the hungry seagulls.

**Read Write Inc**

Keep practising your green and red words! Read the two dittys on the next page with your grown up.

**Green words**

Sound out these words using Fred fingers/talk and then blend.

sand	fill	clip
lunch	his	bad
and	will	quick
pop	sad	fed

**Red words**


You need to learn these words by sight. Remember you cannot sound out these words.

You have seen some of these before. Practise again to become confident with them.

house	he
called	into
go	all
I	of

**Creative Development**

Can you design your favourite sandwich? What ingredients would you use? You can use the sandwich template to cut out and make your own sandwich! If your favourite ingredient isn't there – draw it and add it yourself!



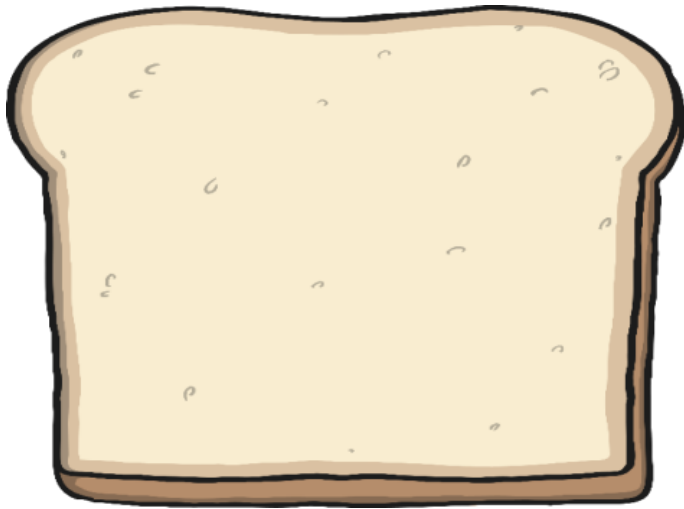


There are some more learning challenges about The Lighthouse Keeper's Lunch on the next pages.

We look forward to seeing what activities and learning you have been getting up to at home.

Please email your responses or questions to [FS2@bankwood.sheffield.sch.uk](mailto:FS2@bankwood.sheffield.sch.uk)

Emails will be answered between 9.00am and 3.30pm, Monday to Friday.



We look forward to seeing what activities and learning you have been getting up to at home. Please email your responses or questions to [FS2@bankwood.sheffield.sch.uk](mailto:FS2@bankwood.sheffield.sch.uk) Emails will be answered between 9.00am and 3.30pm, Monday to Friday.

## The Lighthouse Keeper's Lunch Home Learning Challenge

Write a shopping list for the ingredients you would put in your favourite sandwich.

Mr. Grinling has to go to the lighthouse come rain or shine. Can you draw the clothes he would need to take with him on a rainy day?

Draw a picture of a lighthouse. Choose 2 colours and decorate it with a repeating stripy pattern, like Mr. Grinling's lighthouse.

Help someone at home when they are making lunch. Talk to them about how to stay safe in the kitchen.

Mr. Grinling has a very busy day. Write down one thing he does in the morning, one thing he does during the day and then one thing he does at night-time.

Hamish the cat felt scared when he had to go in the basket. What could you do to make Hamish feel better?

We look forward to seeing what activities and learning you have been getting up to at home. Please email your responses or questions to [FS2@bankwood.sheffield.sch.uk](mailto:FS2@bankwood.sheffield.sch.uk)  
Emails will be answered between 9.00am and 3.30pm, Monday to Friday.

**Ditty 22: up the hill**

Speed Sounds - read the sounds (not the letter name)

qu ck ll g b d a j s u h p i  
m t r n w o

Green Words - read these words by blending the sounds together

hill quick dad mum but win am  
up run  
jog jogs

Red Words - read these words but tell your child the word if they get stuck

the I

dad jogs up the hill  
mum jogs up the hill  
but I run  
I am quick  
I win



Remember not to read the Ditty to your child first.  
As your child reads the Ditty, be patient and give your child plenty of praise.

© Oxford University Press 2020. This page may be reproduced for use solely within the purchaser's school or college.

We look forward to seeing what activities and learning you have been getting up to at home.  
Please email your responses or questions to [FS2@bankwood.sheffield.sch.uk](mailto:FS2@bankwood.sheffield.sch.uk)  
Emails will be answered between 9.00am and 3.30pm, Monday to Friday.

**Ditty 10: in the sun**

Speed Sounds - read the sounds (not the letter name)

sh p s n t i u o a m g e

Green Words - read these words by blending the sounds together

ship mat on sit sun get net in

Red Words - read these words but tell your child the word if they get stuck

I the

I sit in the sun

I sit on a mat

I get a net

I get a ship



Remember not to read the Ditty to your child first.  
As your child reads the Ditty, be patient and give your child plenty of praise.

© Oxford University Press 2020. This page may be reproduced for use solely within the purchaser's school or college.

We look forward to seeing what activities and learning you have been getting up to at home.  
Please email your responses or questions to [FS2@bankwood.sheffield.sch.uk](mailto:FS2@bankwood.sheffield.sch.uk)  
Emails will be answered between 9.00am and 3.30pm, Monday to Friday.